



Viscayne Everglades

244 Biscayne BLVD
Miami, FL 33132

Every month we compile this comprehensive market report focus on Viscayne Everglades in this convenient and easy to read format. Our datas comes from more than six different sources including MLS Associations, County Offices and Financial Institutions. Get this report for free every month on our website viscayneevergladescondosforsale.com.

Property Stats

POSTAL CODE 33132

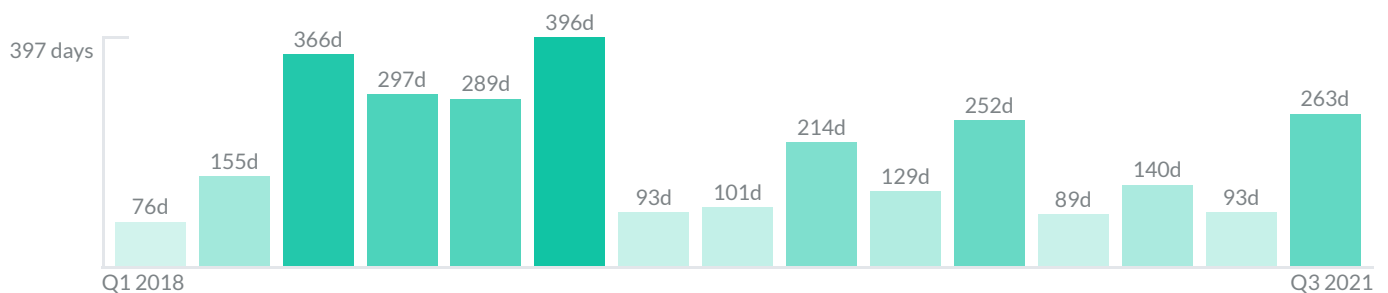
The property stats graph represents the median price evolution since ten years in your postal code area.



Similar Properties

DAYS ON THE MARKET

Everyday 3 months we monitor how many days it takes for similar properties to be sold. This is also a good indicator to know when to buy or sale!



Mortgage Rates

PER YEAR

Understanding mortgage economics is important when you want to buy with a loan. Below is the historical yearly average mortgage rates in the Unites States retrieved from Freddie Mac©

30 YEARS FIXED 4.4%



15 YEARS FIXED 3.9%



5/1-YEAR ADJUSTABLE 3.9%



Schools

CLOSEST

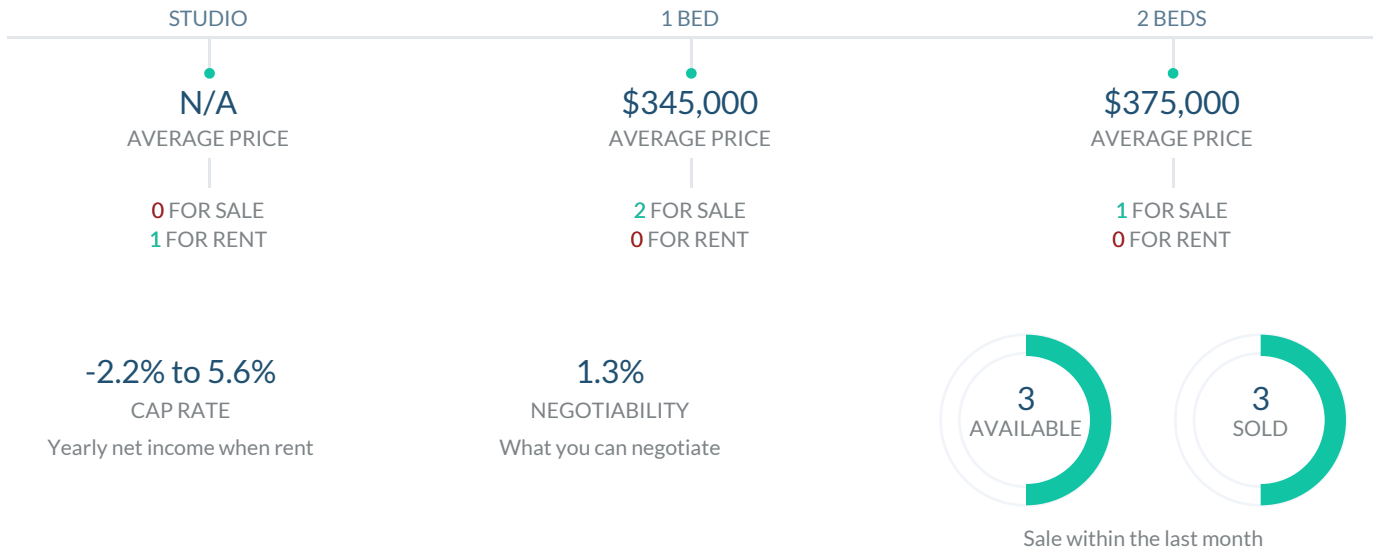
Having good schools nearby is important if you have kids or plan to rent or sell your home. Ratings are retrieved from the leading independent and nonprofit GreatSchools©

ELEMENTARY SCHOOL	MIDDLE SCHOOL	HIGH SCHOOL
Alpha Charter Of Aspire For Genio Maria De Hostos Youth Leadership Charter School	World School Of The Arts	
1/10	1/10	10/10

Insights

IN VISCAYNE EVERGLADES







Below the average listing prices of available unit per property type.



Activity

SOLD OR RENTED

Below the latest transactions reported by the local MLS Association for Viscayne Everglades

 <p>\$2,400</p> <p>UNIT 2704</p> <p>RENTED AUG 2021</p> <p>1 Bath 1 Bed</p>	 <p>\$269,000</p> <p>UNIT 645</p> <p>SOLD AUG 2021</p> <p>2 Bath 1 Bed</p>	 <p>\$2,500</p> <p>UNIT 1407</p> <p>RENTED AUG 2021</p> <p>1 Bath 1 Bed</p>
 <p>\$1,950</p> <p>UNIT 251</p> <p>RENTED AUG 2021</p> <p>1 Bath 0 Bed</p>	 <p>\$2,690</p> <p>UNIT 1710</p> <p>RENTED AUG 2021</p> <p>2 Bath 2 Bed</p>	 <p>\$649,900</p> <p>UNIT 2603</p> <p>SOLD AUG 2021</p> <p>3 Bath 2 Bed</p>

Sold

LAST 20 PROPERTIES SOLD IN VISCAYNE EVERGLADES

Unit	Price	Beds/Baths	\$/Sqft	Sqft	Buying Date	Days on Market
645	\$269,000	1/2	\$275.1	978	Aug 2021	6
2603	\$649,900	2/3	\$408.7	1,590	Aug 2021	180
3108	\$519,000	2/2	\$431.4	1,203	Aug 2021	43
4008	\$835,000	3/4	\$465.2	1,795	Jul 2021	98
444	\$239,000	1/2	\$244.4	978	Jul 2021	125
3409	\$489,900	2/2	\$323.4	1,515	Jul 2021	2358
1608	\$369,000	2/2	\$366.8	1,006	Jul 2021	11
PH49...	\$1,685,000	3/4	\$688.6	2,447	Jul 2021	85
3609	\$498,000	2/2	\$365.4	1,363	Jul 2021	141
2308	\$360,000	2/2	\$357.9	1,006	Jul 2021	57
440	\$249,900	1/2	\$281.4	888	Jul 2021	39
2008	\$360,000	1/2	\$357.9	1,006	Jul 2021	8
3003	\$700,000	2/2	\$513.6	1,363	Jun 2021	73
1908	\$359,900	2/2	\$357.8	1,006	Jun 2021	57
3005	\$285,000	0/1	\$450.9	632	Jun 2021	31
1406	\$282,000	1/1	\$349.9	806	Jun 2021	10
3107	\$265,000	0/1	\$419.3	632	Jun 2021	192
2208	\$338,900	2/2	\$336.9	1,006	Jun 2021	103
237	\$225,000	0/1	\$444.7	506	May 2021	316
3507	\$269,000	0/1	\$425.6	632	May 2021	N/A

Rented

LAST 20 PROPERTIES RENTED IN VISCAYNE EVERGLADES

Unit	Price	Beds/Baths	\$/Sqft	Sqft	Rented Date	Days on Market
2704	\$2,400	1/1	\$3.0	806	Aug 2021	10
1407	\$2,500	1/1	\$3.1	806	Aug 2021	9
251	\$1,950	0/1	\$3.9	501	Aug 2021	21
1710	\$2,690	2/2	\$2.9	929	Aug 2021	6
3603	\$4,300	2/2	N/A	N/A	Aug 2021	7
345	\$1,700	0/1	\$3.4	501	Aug 2021	3
4104	\$4,200	2/2	\$3.2	1,293	Aug 2021	19
1006	\$2,650	1/1	\$3.3	806	Jul 2021	28
250	\$1,900	0/1	\$3.8	501	Jul 2021	16
3206	\$2,290	1/1	N/A	N/A	Jul 2021	5
1103	\$3,350	2/3	\$2.1	1,590	Jul 2021	37
2009	\$3,000	2/2	\$2.8	1,058	Jul 2021	72
2504	\$2,500	1/1	\$3.1	806	Jun 2021	29
3007	\$1,900	0/1	N/A	N/A	Jun 2021	12
4507	\$3,000	2/2	\$2.3	1,293	Jun 2021	2
2904	\$2,500	1/1	\$3.1	806	Jun 2021	22
3903	\$4,500	2/2	\$3.3	1,363	Jun 2021	65
243	\$1,600	0/1	\$3.2	501	Jun 2021	89
504	\$2,050	1/1	\$2.5	806	Jun 2021	9
237	\$1,950	0/1	\$3.9	506	May 2021	6

Currently Listed

ACTIVE LISTINGS 1/1

Unit	Price	Beds/Baths	\$/Sqft	Sqft	Listing Date	Owner
448	\$325,000	1/2	\$332.3	978	Aug 2021	JOSE JESUS U...
644	\$365,000	1/2	\$373.2	978	Aug 2021	N/A
1110	\$375,000	2/2	\$403.7	929	Jul 2021	Dhileyda Cora...
3505	\$2,100/mth	0/1	\$3.3	632	Aug 2021	EDGAR F PAC...