



Viscayne Everglades

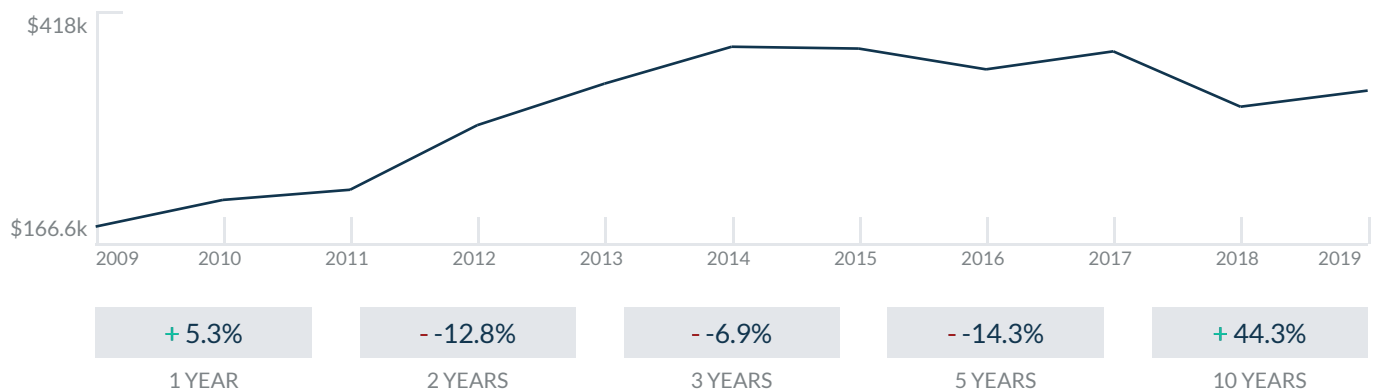
244 Biscayne BLVD
Miami, FL 33132

Every month we compile this comprehensive market report focus on Viscayne Everglades in this convenient and easy to read format. Our datas comes from more than six different sources including MLS Associations, County Offices and Financial Institutions. Get this report for free every month on our website viscayneevergladescondosforsale.com.

Property Stats

POSTAL CODE 33132

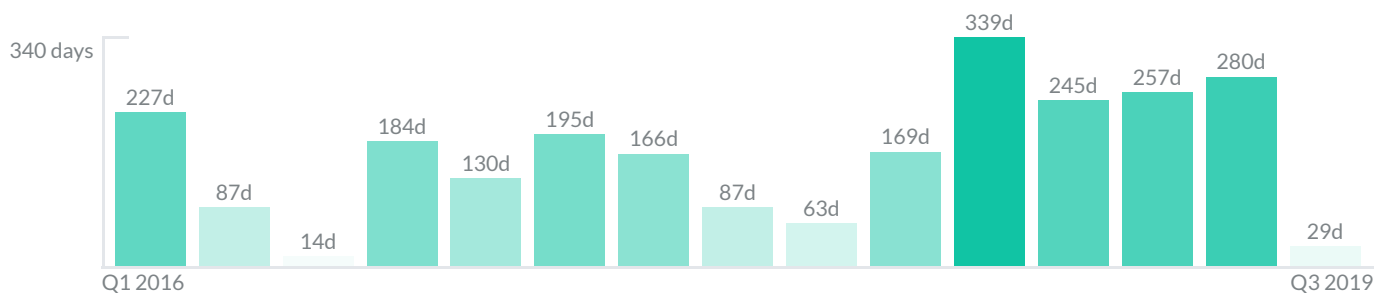
The property stats graph represents the median price evolution since ten years in your postal code area.



Similar Properties

DAYS ON THE MARKET

Everyday 3 months we monitor how many days it takes for similar properties to be sold. This is also a good indicator to know when to buy or sale!



Mortgage Rates

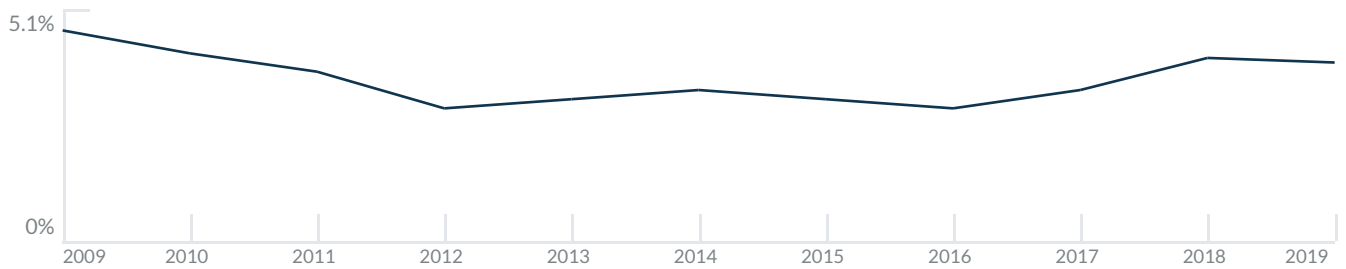
PER YEAR

Understanding mortgage economics is important when you want to buy with a loan. Below is the historical yearly average mortgage rates in the Unites States retrieved from Freddie Mac©

30 YEARS FIXED 4.4%



15 YEARS FIXED 3.9%



5/1-YEAR ADJUSTABLE 3.9%



Schools

CLOSEST

Having good schools nearby is important if you have kids or plan to rent or sell your home. Ratings are retrieved from the leading independent and nonprofit GreatSchools©

ELEMENTARY SCHOOL	MIDDLE SCHOOL	HIGH SCHOOL
Alpha Charter Of Aspire Engenio Maria De Hostos Youth Leadership Charter School	World School Of The Arts	
1/10	1/10	10/10

Insights

IN VISCAYNE EVERGLADES

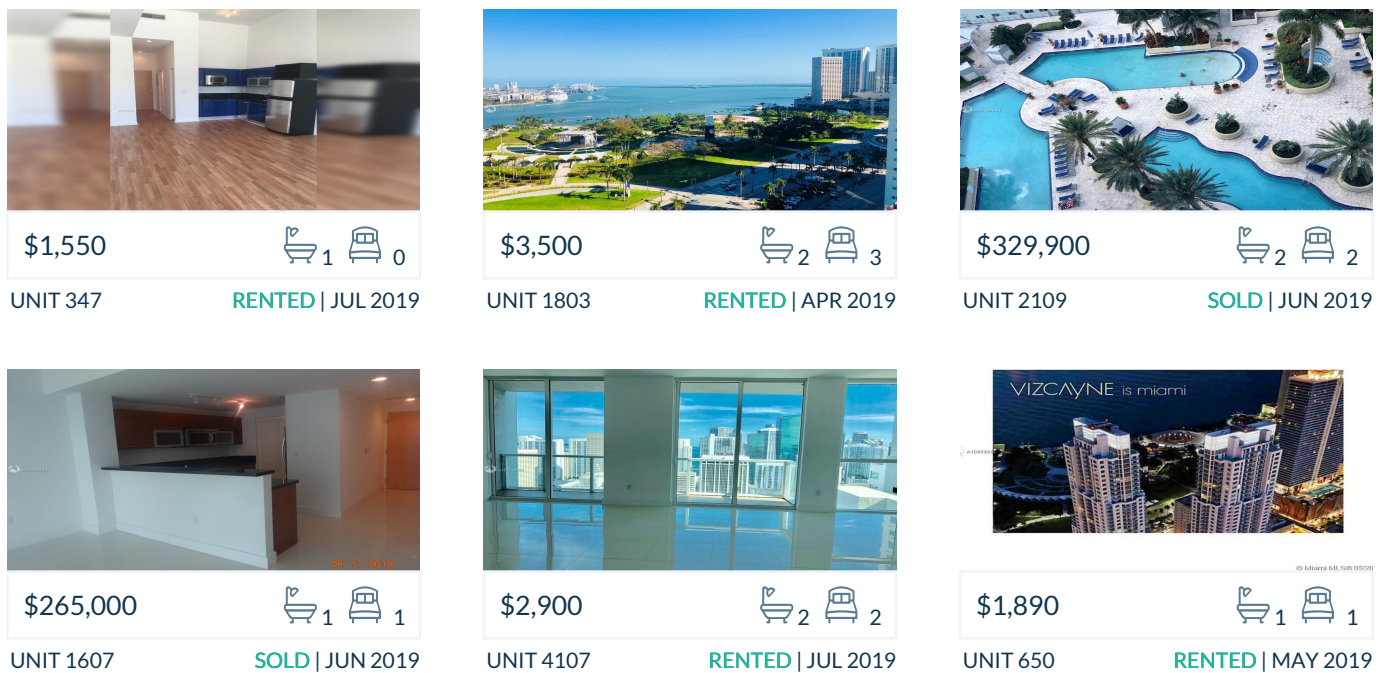
Below the average listing prices of available unit per property type.



Activity

SOLD OR RENTED

Below the latest transactions reported by the local MLS Association for Viscayne Everglades



Sold

LAST 20 PROPERTIES SOLD IN VISCAYNE EVERGLADES

Unit	Price	Beds/Baths	\$/Sqft	Sqft	Buying Date	Days on Market
2109	\$329,900	2/2	\$311.8	1,058	Aug 2019	26
1607	\$265,000	1/1	\$328.8	806	Aug 2019	12
2602	\$525,000	2/2	\$356.2	1,474	Jul 2019	50
4804	\$495,000	2/2	\$348.8	1,419	Jun 2019	193
1508	\$339,900	2/2	\$337.9	1,006	Jun 2019	33
2706	\$279,000	1/1	\$346.2	806	Jun 2019	31
437	\$265,000	1/2	\$271.0	978	Apr 2019	861
445	\$215,000	1/1	\$219.8	978	Feb 2019	155
N/A	\$280,000	1/1	\$317.8	881	Feb 2019	233
406	\$217,999	1/1	\$270.5	806	Jan 2019	384
452	\$315,000	2/1	\$265.6	1,186	Dec 2018	127
2907	\$260,000	0/1	\$411.4	632	Dec 2018	471
1610	\$299,999	1/2	\$322.9	929	Dec 2018	87
604	\$251,600	1/1	\$312.2	806	Dec 2018	275
1403	\$515,000	2/2	\$323.9	1,590	Nov 2018	175
3009	\$479,000	2/2	\$316.2	1,515	Nov 2018	27
2708	\$334,700	2/2	\$332.7	1,006	Oct 2018	106
1808	\$318,000	2/2	\$316.1	1,006	Oct 2018	585
203	\$399,000	2/2	\$334.5	1,193	Oct 2018	146
2806	\$265,000	1/1	\$328.8	806	Oct 2018	333

Rented

LAST 20 PROPERTIES RENTED IN VISCAYNE EVERGLADES

Unit	Price	Beds/Baths	\$/Sqft	Sqft	Rented Date	Days on Market
347	\$1,550	0/1	\$3.1	501	Aug 2019	34
1803	\$3,500	3/2	\$2.2	1,590	Aug 2019	109
4107	\$2,900	2/2	\$2.0	1,419	Aug 2019	5
650	\$1,890	1/1	\$1.9	978	Aug 2019	33
4904	\$6,500	3/5	\$2.2	3,004	Aug 2019	72
2502	\$3,000	2/2	\$2.0	1,474	Jul 2019	19
306	\$2,000	1/1	\$2.5	806	Jul 2019	34
244	\$1,495	0/1	\$3.0	501	Jul 2019	35
236	\$1,600	0/1	\$3.2	506	Jul 2019	21
501	\$2,200	1/1	\$2.6	834	Jul 2019	12
N/A	\$2,200	2/2	\$1.9	1,146	Jul 2019	24
450	\$1,850	1/1	N/A	N/A	Jul 2019	175
4308	\$4,700	3/3	\$2.6	1,795	Jun 2019	44
3105	\$1,800	0/1	\$2.8	632	Jun 2019	79
1710	\$2,500	2/2	\$2.7	929	Jun 2019	36
3004	\$2,100	1/1	\$2.6	806	Jun 2019	7
4207	\$3,050	2/2	\$2.4	1,293	Jun 2019	56
809	\$2,400	2/2	\$2.3	1,058	Jun 2019	8
1408	\$2,250	2/2	\$2.2	1,006	Jun 2019	91
2202	\$3,000	2/2	\$2.0	1,474	Jun 2019	137

Currently Listed

ACTIVE LISTINGS 1/4

Unit	Price	Beds/Baths	\$/Sqft	Sqft	Listing Date	Owner
L-449	\$340,000	1/1	\$347.6	978	Aug 2018	N/A
203	\$350,000	2/2	\$293.4	1193	Nov 2018	N/A
249	\$1,600/mth	0/1	\$3.2	501	Aug 2019	N/A
302	\$390,000	1/2	\$419.4	930	Jun 2018	N/A
349	\$185,000	0/1	\$369.3	501	Apr 2019	N/A
402	\$2,700/mth	2/2	\$2.7	989	Jul 2017	N/A
442	\$2,000/mth	1/1	\$2.0	978	Aug 2019	N/A
449	\$2,300/mth	1/2	\$2.4	978	Jun 2019	N/A
501	\$375,000	1/1	\$449.6	834	Jul 2019	N/A
502	\$349,900	2/2	\$353.8	989	Dec 2018	N/A
601	\$2,200/mth	1/2	\$2.4	916	Jun 2019	N/A
636	\$323,000	1/2	\$330.3	978	Aug 2019	N/A
649	\$260,000	1/2	\$265.8	978	Aug 2019	N/A
701	\$350,000	1/2	\$382.1	916	Feb 2019	N/A
904	\$2,200/mth	1/1	N/A	N/A	Aug 2019	N/A
907	\$330,000	1/1	\$409.4	806	Apr 2019	N/A
910	\$330,000	2/2	\$355.2	929	Aug 2019	N/A
1004	\$250,000	1/1	\$310.2	806	Jan 2019	N/A
1007	\$330,000	1/1	\$409.4	806	Jun 2016	N/A
1009	\$2,600/mth	2/2	\$2.5	1058	Jul 2019	N/A

Currently Listed

ACTIVE LISTINGS 2/4

Unit	Price	Beds/Baths	\$/Sqft	Sqft	Listing Date	Owner
1105	\$264,500	1/1	\$328.2	806	Aug 2019	N/A
1603	\$3,200/mth	2/2	\$2.0	1590	Aug 2019	N/A
1708	\$349,000	2/2	\$346.9	1006	May 2019	N/A
1809	\$2,600/mth	2/2	\$2.5	1058	Jul 2019	N/A
1906	\$2,300/mth	1/1	\$2.9	806	Apr 2019	N/A
2006	\$289,500	1/1	\$359.2	806	Aug 2018	FABBIO P MA...
2108	\$349,000	2/2	\$346.9	1006	Jun 2019	N/A
2109	\$2,650/mth	2/2	N/A	N/A	Jul 2019	N/A
2203	\$678,000	2/2	\$426.4	1590	Aug 2019	N/A
2210	\$2,600/mth	2/2	\$2.8	929	Aug 2019	N/A
2307	\$345,000	1/1	\$428.0	806	Jan 2019	N/A
2405	\$340,000	1/1	\$421.8	806	Aug 2019	N/A
2407	\$345,000	1/1	\$383.3	900	Jan 2019	N/A
2609	\$500,000	2/2	\$472.6	1058	Apr 2018	N/A
2703	\$818,000	2/2	\$514.5	1590	Mar 2019	N/A
2905	\$260,000	0/1	\$411.4	632	Mar 2017	N/A
3007	\$1,850/mth	0/1	N/A	N/A	Aug 2019	N/A
3202	\$680,000	2/2	\$565.3	1203	Apr 2019	N/A
3209	\$485,000	2/2	\$320.1	1515	Mar 2019	N/A
3302	\$699,000	2/2	\$581.0	1203	Aug 2017	N/A

Currently Listed

ACTIVE LISTINGS 3/4

Unit	Price	Beds/Baths	\$/Sqft	Sqft	Listing Date	Owner
3307	\$1,750/mth	0/1	\$2.8	632	Jul 2019	N/A
3409	\$595,000	2/2	\$392.7	1515	Dec 2014	N/A
3508	\$519,000	2/2	\$431.4	1203	Jul 2017	N/A
3509	\$595,000	2/2	\$436.5	1363	Jul 2019	N/A
3603	\$3,400/mth	2/2	\$2.5	1363	May 2019	N/A
3604	\$400,000	1/1	\$496.3	806	Aug 2017	N/A
3607	\$1,850/mth	0/1	\$2.9	632	Aug 2019	N/A
3702	\$750,000	2/2	\$623.4	1203	Apr 2018	N/A
3703	\$695,000	2/2	\$509.9	1363	Feb 2019	N/A
3808	\$2,750/mth	2/2	\$2.3	1203	Aug 2019	N/A
3809	\$580,000	2/2	\$425.5	1363	Jul 2019	N/A
4004	\$2,950/mth	2/2	\$2.3	1293	Aug 2019	N/A
4008	\$870,000	3/3	\$484.7	1795	Jul 2019	N/A
4203	\$1,750,000	3/3	\$974.9	1795	Apr 2019	N/A
4208	\$950,000	3/3	\$482.2	1970	Jan 2017	FLOMARINES...
4304	\$630,000	2/2	\$487.2	1293	Jun 2016	N/A
4308	\$900,000	3/3	\$501.4	1795	May 2019	N/A
4404	\$2,950/mth	2/2	\$2.3	1293	Aug 2019	N/A
4507	\$675,000	2/2	\$522.0	1293	Jul 2017	4507 VIZCAY...
4508	\$690,000	3/3	\$384.4	1795	Aug 2019	N/A

Currently Listed

ACTIVE LISTINGS 4/4

Unit	Price	Beds/Baths	\$/Sqft	Sqft	Listing Date	Owner
4704	\$895,000	2/2	\$692.2	1293	Aug 2017	N/A
4704	\$3,200/mth	2/2	\$2.5	1293	Jul 2019	N/A
4803	\$1,900,000	3/3	\$1,058.5	1795	Jul 2019	N/A
4808	\$897,000	3/3	\$499.7	1795	May 2019	N/A
4808	\$5,000/mth	3/3	\$2.8	1795	Jul 2019	N/A
4904	\$1,990,000	3/5	\$662.5	3004	Jun 2019	N/A
4907	\$1,895,000	3/5	\$627.5	3020	Sep 2018	N/A